


FITTINGS & TOOLING FOR FIELD COUPLING OF COBRA SEWER CLEANING HOSE

POLYFLOW offers the **Cobra** Swage Tools for the field attachment of end fittings and menders. To assure proper matching of all components, the hose tube, material, end fittings, menders, and tooling must be color coded white. It is important to note that fittings and menders for thermoplastic hose are not necessarily interchangeable. By following the **Cobra** hose inspection instruction card (included with each reel of hose), and swage assembly instructions, the user can be assured of making an acceptable hose assembly.

COUPLINGS



MENDERS



Part #	Male Thread	Hose Size
8MP-8R8	1/2" NPTF	1/2"
12MP-12R8	3/4" NPTF	3/4"
16MP-16R8	1" NPTF	1"

Part #	Hose Size
SCM-40-08	1/2"
SCM-12	3/4"
SCM-16	1"

PUSHERS & DIES

Hose Size	Dies	Pushers	
		PF681 Swager	HH01 Swager
1/2" I.D.	4540-H0800	10P	4599-MP009
3/4" I.D.	4540-H1200	12P	4599-MP011
1" I.D.	4540-H1600	16P	4599-MP013

Note: Two sets of dies are required for PF681 swager to utilize the machine for menders attachment.

Part Numbers For Hose Reel Assemblies-MP x MP Pipe

Hose Type & Size	Working Pressure	Length of Reel
4625-12-400	2500 PSI	400'
4625-12-500	2500 PSI	500'
4625-12-600	2500 PSI	600'
4625-16-400	2500 PSI	400'
4625-16-500	2500 PSI	500'
4625-16-600	2500 PSI	600'
4630-12-400	3000 PSI	400'
4630-12-500	3000 PSI	500'
4630-12-600	3000 PSI	600'
4630-16-400	3000 PSI	400'
4630-16-500	3000 PSI	500'
4630-16-600	3000 PSI	600'
4640-08-400	4000 PSI	400'
4640-08-500	4000 PSI	500'
4640-08-600	4000 PSI	600'

COBRA SWAGE TOOLS

The **Cobra** swage tools are both portable and simple to use. These machines are designed to attach both end fittings and menders.

Specify hose sizes:
-8, -12, or -16.


Cobra Swage Machine
P/N Cobra PF681
(Couplings & menders)
Add (2) pushers, (2) dies for
Attaching menders and couplings

Cobra Hand Operated Swage Machine
P/N Cobra HH01
(Couplings only)


PF681 Swager



HH01 Swager



Distributed By:



2668 NE Riverside Way • Portland, OR 97211
(503) 493-0015 • Fax: (503) 493-0106